



ARL Statistics Survey

[ARL Statistics](#) [Supplementary Statistics](#) [Preservation Statistics](#)

[University of Illinois Library at Urbana-Champaign](#) [University of Illinois Law Library](#) [Summary](#)

For a complete explanation about how to enter survey data, click on the information icon () in the tabs above. You can access these forms as often as necessary, updating your data each time you visit. To save your entries, click on any one of the "Save My Data" buttons before exiting the survey.

If you do not click on a "Save My Data" button, any data you entered will not be saved and will not be available the next time you log onto your institution's survey.

Key:

- No editing allowed in this branch.
- Data for this branch not included in summary
- Click for information on a particular question or survey.
- Add a new footnote to a question.
- Edit an existing footnote.

ARL Statistics Survey -- University of Illinois Library at Urbana-Champaign

Volumes

| | | | |
|--|--------|---|--------------------------------|
| 1) Volumes held June 30, 2005 | | | |
| a) Volumes held June 30, 2004 | 1.a | 9586681 | NA/UA <input type="checkbox"/> |
| b) Volumes added during year | | | |
| i) Volumes added during year -- Gross | 1.b.i | 170682 | NA/UA <input type="checkbox"/> |
| ii) Volumes withdrawn during the year | 1.b.ii | 333 | NA/UA <input type="checkbox"/> |
| (1.b.i - 1.b.ii) | 1.b | 170349 | NA/UA <input type="checkbox"/> |
| (1.a + 1.b) | 1 | 9757030 | NA/UA <input type="checkbox"/> |
| 2) Number of monographic volumes purchased | 2 | 77420 | NA/UA <input type="checkbox"/> |
| 3) Basis of volume count is: | 3 | Physical ▼ | |

Save My Data

Other Collections

Serials


| | | | |
|---|-----|---|---|
| 4) Total number of current serials received | | | |
| a) Number of current serials, including periodicals, purchased | 4.a | | NA/UA <input checked="" type="checkbox"/> |
| b) Number of current serials, including periodicals, received but not purchased | 4.b | | NA/UA <input checked="" type="checkbox"/> |
| (4.a + 4.b) | 4 | 79644 | NA/UA <input type="checkbox"/> |
| 5) Government documents are included in count of Current Serials | 5 | <input checked="" type="radio"/> Yes <input type="radio"/> No | |

Other Library Materials

| | | | |
|--------------------|---|---------|--------------------------------|
| 6) Microform units | 6 | 8459811 | NA/UA <input type="checkbox"/> |
|--------------------|---|---------|--------------------------------|

- 7) Government documents not counted elsewhere 7 NA/UA  
- 8) Computer files 8 NA/UA  
- 9) Manuscripts and archives 9 NA/UA  

Audiovisual Materials









- 10) Cartographic 10 NA/UA  
- 11) Graphic 11 NA/UA  
- 12) Audio 12 NA/UA  
- 13) Film and video 13 NA/UA  




[Save My Data](#)

Expenditures







- 14) Are the below figures in Canadian dollars? 14 Yes No 




Library Materials

- 15) Total library materials
 - a) Monographs 15.a NA/UA  
 - b) Current serials including periodicals 15.b NA/UA  
 - c) Other library materials 15.c NA/UA  
 - d) Miscellaneous 15.d NA/UA  



(15.a + 15.b + 15.c + 15.d) 15 NA/UA 
- 16) Contract Binding 16 NA/UA  



Salaries and Wages

- 17) Total salaries and wages
 - a) Professional staff 17.a NA/UA  
 - b) Support staff 17.b NA/UA  
 - c) Student assistants 17.c NA/UA  


(17.a + 17.b + 17.c) 17 NA/UA  
- 18) Fringe benefits are included in expenditures for salaries and wages 18 Yes No 

Operating Expenditures

- 19) Other operating expenditures 19 NA/UA  
- 20) Total operating expenditures

(15 + 16 + 17 + 19) 20 NA/UA  

Electronic Materials Expenditures

- 21) Computer files 21 NA/UA  
- 22) Electronic Serials 22 NA/UA  
- 23) Bibliographic utilities, networks, and consortia
 - a) From internal library sources 23.a NA/UA  
 - b) From external sources 23.b NA/UA  
- 24) Computer hardware and software 24 NA/UA  
- 25) Document delivery / Interlibrary loan 25 NA/UA  

[Save My Data](#)

Personnel and Public Services

Personnel

26) Total FTE Staff

- a) Professional staff, FTE
- b) Support staff, FTE
- c) Student assistants, FTE

26.a NA/UA

26.b NA/UA

26.c NA/UA

26 NA/UA

(26.a + 26.b + 26.c)

Staffed Service Points and Hours

- 27) Number of staffed library service points
- 28) Number of weekly public service hours

27 NA/UA

28 NA/UA

Instruction

- 29) Number of library presentations to groups
 - a) Figure based on sampling?
- 30) Number of total participants in group presentations reported for Question 29
 - a) Figure based on sampling?

29 NA/UA

29.a Yes No

30 NA/UA

30.a Yes No

Reference

- 31) Number of reference transactions
 - a) Figure based on sampling?

31 NA/UA

31.a Yes No

Circulation

- 32) Number of initial circulations (excluding reserves)
- 33) Total circulations (initial and renewals, excluding reserves)
- 34) Total number of filled requests for materials provided to other libraries
- 35) Total number of filled requests for materials received from other libraries or providers

32 NA/UA

33 NA/UA

34 NA/UA

35 NA/UA

[Save My Data](#)

Local Characteristics

Ph.D. Degrees and Faculty

- 36) Number of Ph.D.s awarded in FY 2004
- 37) Number of fields in which Ph.D.s can be awarded
- 38) Number of full-time instructional faculty in FY 2004

36 NA/UA

37 NA/UA

38 NA/UA

Enrollment -- Fall 2004 (totals)

- 39) Full-time students, undergraduate and graduate
- 40) Part-time students, undergraduate and graduate
- 41) Full-time graduate students
- 42) Part-time graduate students

39 NA/UA

40 NA/UA

41 NA/UA

42 NA/UA

[Save My Data](#)

