

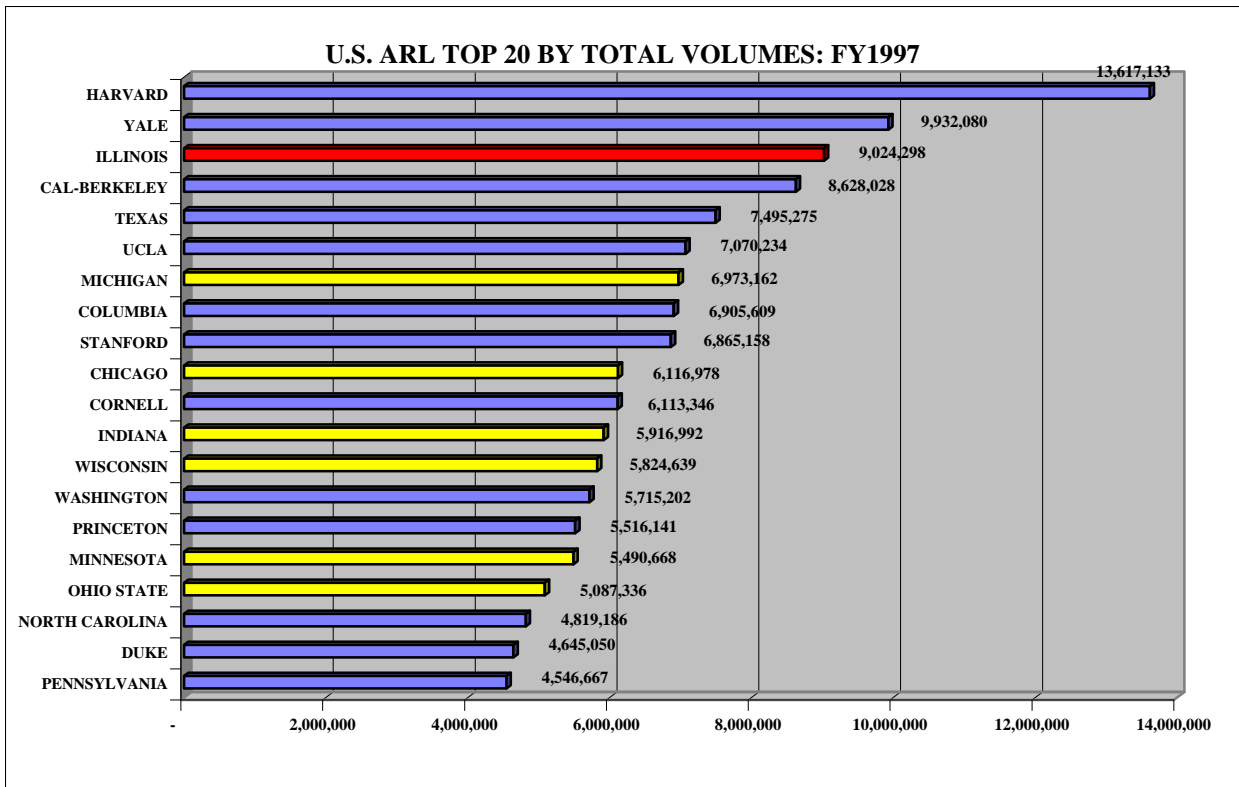
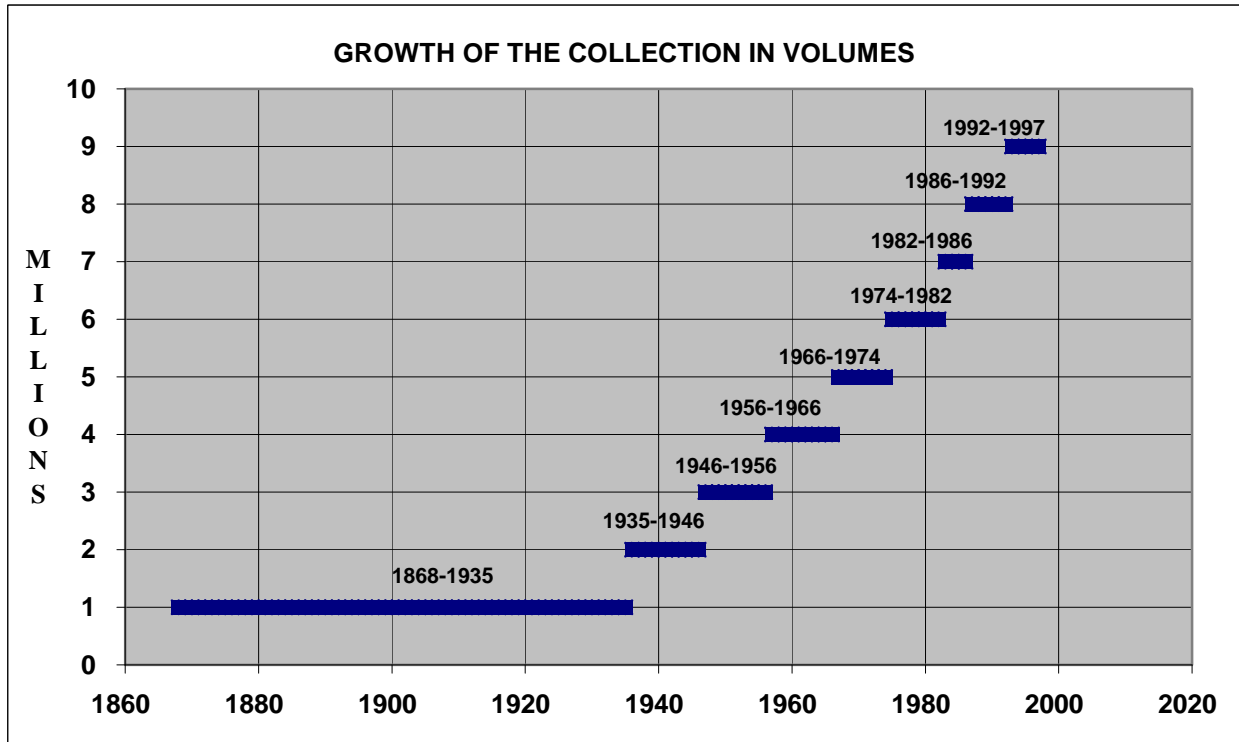
I. COLLECTION GROWTH

	<i>Year</i>		<i>Percent</i>
	FY1997	FY1998	Change
<i>VOLUMES IN LIBRARY</i>			
Volumes Held Prior Year	8,840,326	9,024,298	2.08%
Volumes Added - Gross	189,210	153,293	-18.98%
Volumes Withdrawn During Year	5,238	5,898	12.60%
Volumes Added - Net	183,972	147,395	-19.88%
Total Volumes at End of Year	9,024,298	9,171,693	1.63%

	<i>Year</i>		<i>Percent</i>
	FY1997	FY1998	Change
<i>OTHER LIBRARY MATERIALS</i>			
Microform Units	4,749,496	4,860,207	2.33%
Pamphlets	512,591	516,639	0.79%
Cartographic Materials	620,651	622,621	0.32%
Graphic Materials	86,452	86,971	0.60%
Computer Files	3,546	5,709	61.00%
Film and Video Materials	9,003	10,017	11.26%
Music Scores	1,040,341	1,041,808	0.14%
Audio Materials	137,845	140,614	2.01%
Manuscripts and Archives (item equivalents)	291,953	308,233	5.58%
Unprocessed Materials	515,019	479,815	-6.84%
Total Other Materials	7,966,897	8,072,634	1.33%

	<i>Year</i>		<i>Percent</i>
	FY1997	FY1998	Change
<i>TOTAL LIBRARY MATERIALS</i>	16,991,195	17,244,327	1.49%

	<i>Year</i>		<i>Percent</i>
	FY1997	FY1998	Change
<i>CURRENT SERIALS</i>	90,985	90,801	-0.20%



II. ACCESS SERVICES

	<i>Year</i>		<i>Percent Change</i>
	FY1997	FY1998	
<i>CIRCULATION</i>			
General	1,425,946	1,355,274	-4.96%
Reserves	348,665	314,793	-9.71%
Total Circulation	1,774,611	1,670,067	-5.89%

	<i>Year</i>		<i>Percent Change</i>
	FY1997	FY1998	
<i>RESOURCE SHARING</i>			
Loaned	65,031	65,895	1.33%
Borrowed	50,879	55,418	8.92%
Total Resource Sharing	115,910	121,313	4.66%

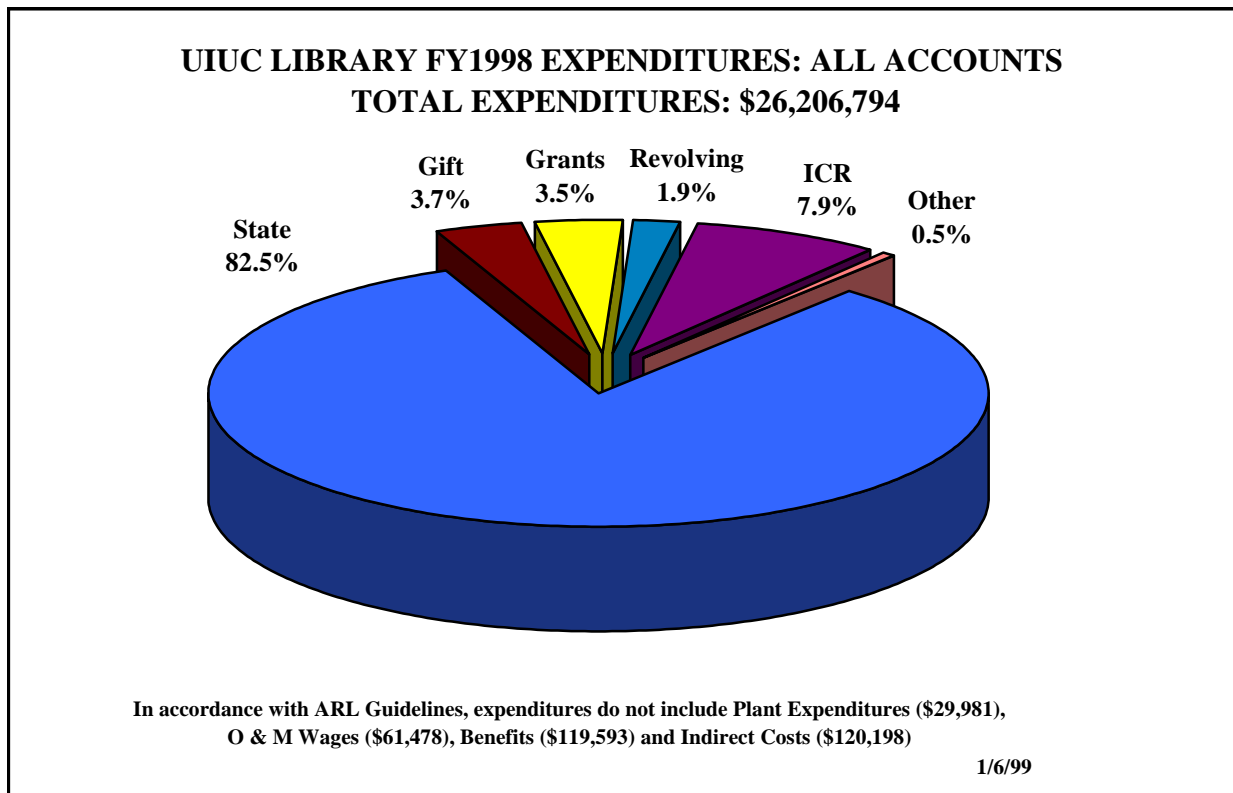
	<i>Year</i>		<i>Percent Change</i>
	FY1997	FY1998	
<i>REFERENCE</i>			
Questions Answered	503,657	434,536	-13.72%

	<i>Year</i>		<i>Percent Change</i>
	FY1997	FY1998	
<i>ONLINE CATALOG</i>			
Online Catalog & Bibliographic Database			
Log-ons	50,000,000	50,000,000	est

III. STAFFING

	<i>Year</i>		<i>Percent Change</i>
	FY1997	FY1998	
STAFF			
Professional	124.3	133.0	7.00%
Graduate Assistants	46.7	44.0	-5.78%
Support Staff	247.5	251.0	1.41%
Student Assistants	137.0	115.0	-16.06%
Total Staff	555.5	543.0	-2.25%

IV. EXPENDITURES



IV. EXPENDITURES (continued)

	<i>Year</i>		<i>Percent</i>
	FY1997	FY1998	Change
<i>LIBRARY MATERIALS</i>			
Monographs	\$ 2,554,697	\$ 2,592,256	1.47%
Current Serials	\$ 4,956,440	\$ 5,065,542	2.20%
Other Library Materials	\$ 86,689	\$ 105,942	22.21%
Miscellaneous	\$ 457,126	\$ 1,002,430	119.29%
Total Library Materials Budget	\$ 8,054,952	\$ 8,766,170	8.83%

	<i>Year</i>		<i>Percent</i>
	FY1997	FY1998	Change
<i>Contract Binding</i>	\$ 229,588	\$ 224,016	-2.43%

	<i>Year</i>		<i>Percent</i>
	FY1997	FY1998	Change
<i>SALARIES AND WAGES</i>			
Professional Staff	\$ 6,593,717	\$ 7,105,453	7.76%
Support Staff	\$ 5,639,045	\$ 5,863,372	3.98%
Student Assistants	\$ 1,350,236	\$ 1,252,090	-7.27%
Total Salaries and Wages	\$ 13,582,998	\$ 14,220,915	4.70%

	<i>Year</i>		<i>Percent</i>
	FY1997	FY1998	Change
<i>OTHER OPERATING EXPENSES</i>	\$ 3,446,581	\$ 2,995,693	-13.08%

	<i>Year</i>		<i>Percent</i>
	FY1997	FY1997	Change
<i>TOTAL LIBRARY EXPENDITURES</i>	\$ 25,314,119	\$ 26,206,794	3.53%