

Alma Tips: QR Codes in Primo  
June 25, 2021

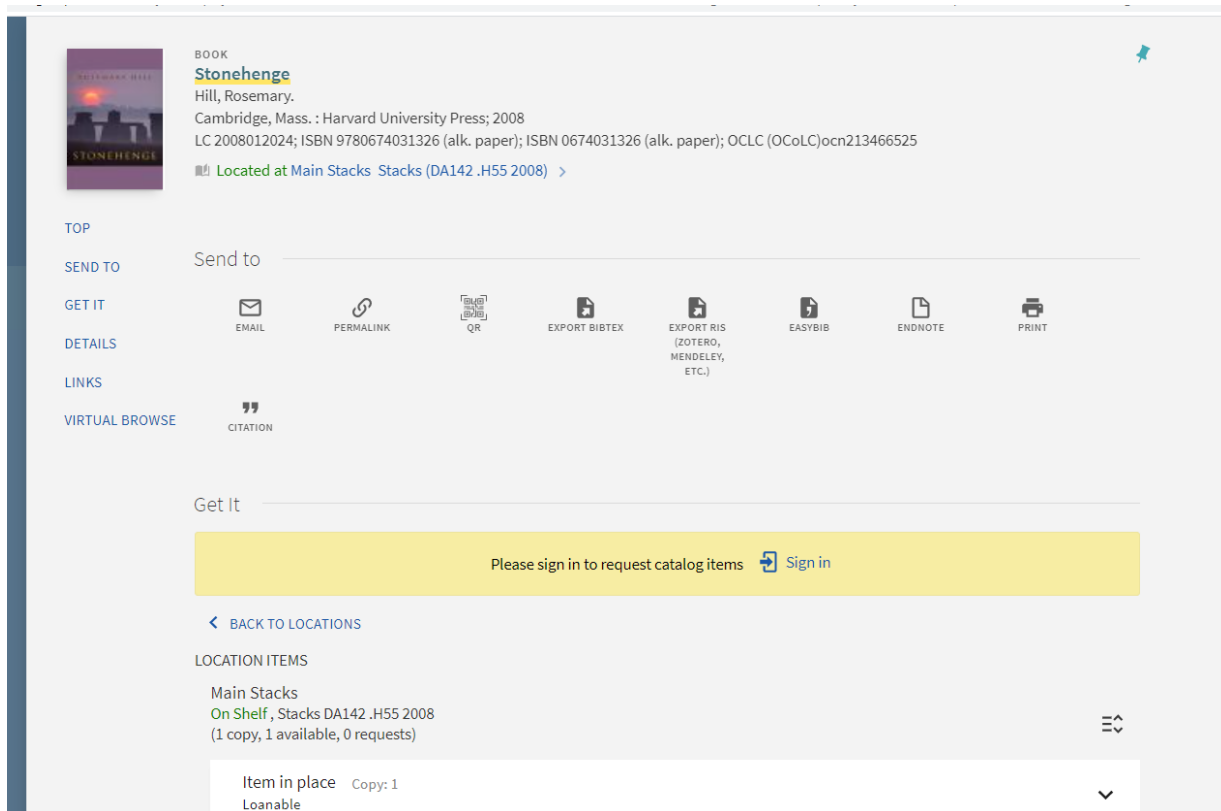
Hi everyone,

For this Alma Tip, we wanted to highlight the recently added QR Code feature in the Primo



Library Catalog. You have the ability to create a QR Code and/or durable QR URL link for any record in the Primo Catalog .


In the Primo Library Catalog, after you click into the full display record of a title, you see that the QR Code icon is now available in the Send To section of the display (see screenshot below):

A screenshot of the Primo Library Catalog interface showing the full display record for the book 'Stonehenge' by Rosemary Hill. The record includes a book cover, title, author, publisher, and publication information. The 'Send to' section is highlighted, showing various options: EMAIL, PERMALINK, QR, EXPORT BIBTEX, EXPORT RIS (ZOTERO, MENDELEY, ETC.), EASYBIB, ENDNOTE, and PRINT. The QR icon is visible in the 'Send to' section. Below the 'Send to' section, there is a yellow banner that says 'Please sign in to request catalog items' with a 'Sign in' button. The 'Get it' section shows the location 'Main Stacks' and 'On Shelf' status. The 'Location Items' section shows 'Item in place' and 'Copy: 1'.

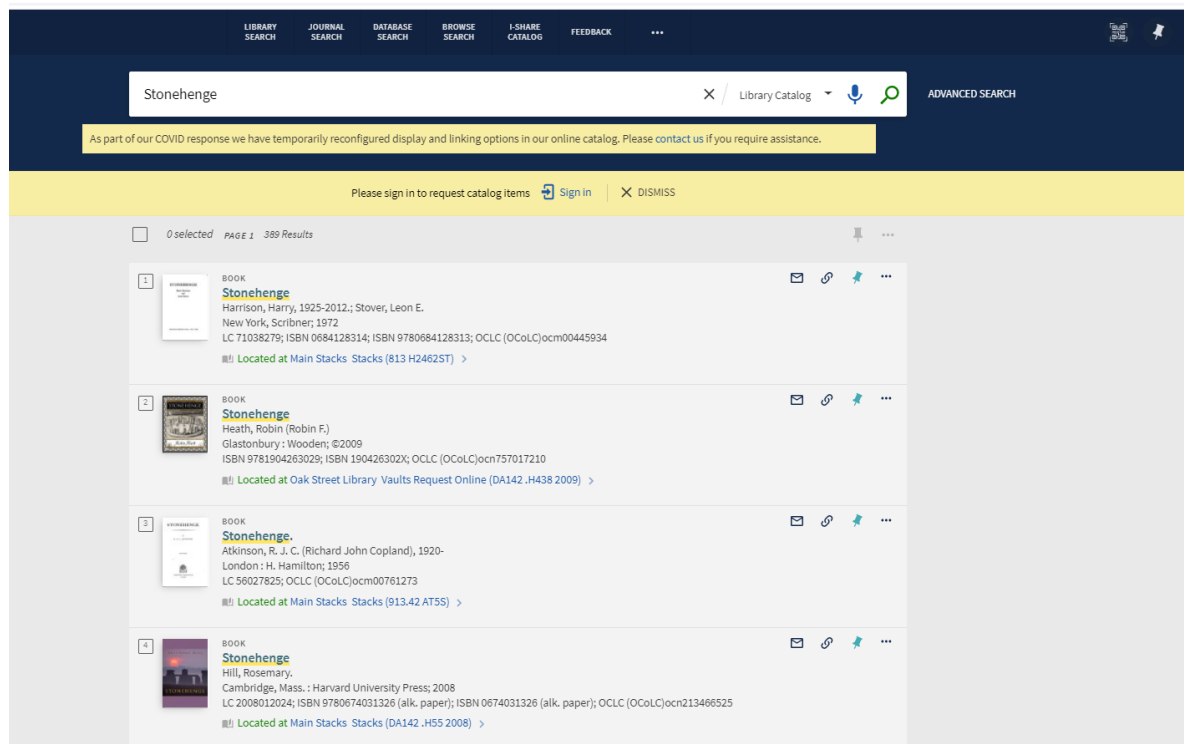
Once you click on the QR Code icon in the Send To section, you get two options: 1) an actual QR Code you can scan with your cell phone camera to pull up the online record in the Primo Catalog or 2) a Copy Link URL that also navigates to the record (for this example it would be [https://i-share-uiu.primo.exlibrisgroup.com/discovery/fulldisplay?docid=alma99571565512205899&context=L&vid=01CARLI\\_UIU:CARLI\\_UIU&search\\_scope=MyInstitution&tab=LibraryCatalog&lang=en](https://i-share-uiu.primo.exlibrisgroup.com/discovery/fulldisplay?docid=alma99571565512205899&context=L&vid=01CARLI_UIU:CARLI_UIU&search_scope=MyInstitution&tab=LibraryCatalog&lang=en)):

# Alma Tips: QR Codes in Primo

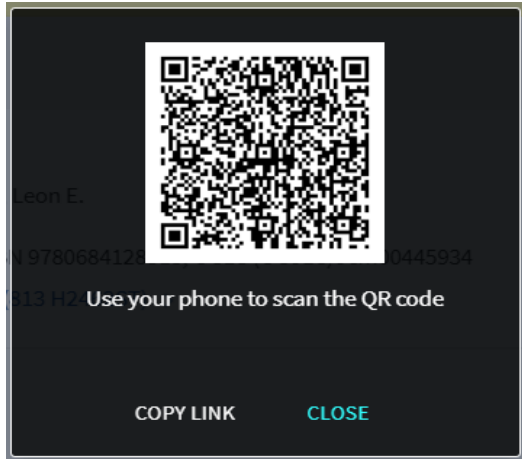
June 25, 2021



One can create a QR Code at the search results level as well. On the initial brief record results list page, there is a QR Code icon in the right corner of the display:



This creates a QR Code and URL link for the exact search performed in Primo Library Catalog:



And here is the Copy Link:

[https://i-share-uiu.primo.exlibrisgroup.com/discovery/search?query=any,contains,Stonehenge&tab=LibraryCatalog&search\\_scope=MyInstitution&vid=01CARLI\\_UIU:CARLI\\_UIU&lang=en&offset=0](https://i-share-uiu.primo.exlibrisgroup.com/discovery/search?query=any,contains,Stonehenge&tab=LibraryCatalog&search_scope=MyInstitution&vid=01CARLI_UIU:CARLI_UIU&lang=en&offset=0)

After clicking on the URL Link, this generates the same search again in the Primo Library Catalog and displays the relevant records associated with the search terms.

This new QR Codes feature and the equivalent QR Code URL Links it produces can make it easier to share catalog records with colleagues in an email for later consultation. The QR Code links could be used as dynamic links in libguides or webpages that point to canned searches in the Primo Library Catalog. Give this new QR Code feature a try. We have come to really like this additional way to share catalog records with others.

Thanks,

Michael Norman  
Heather Murphy  
Alma Squad