

UNIVERSITY LIBRARY
STATISTICAL REPORT
FY2002 & FY2003

February 27, 2004

University of Illinois at Urbana-Champaign

I. COLLECTION GROWTH

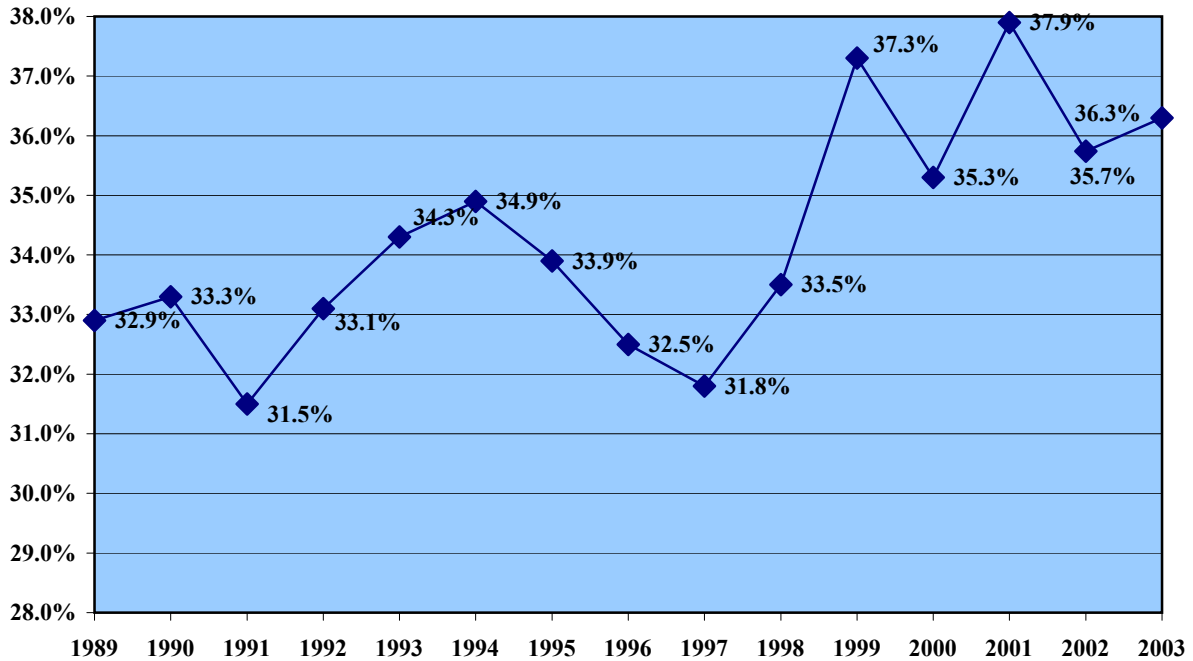
	<i>Year</i>		<i>Percent</i>
	FY2002	FY2003	Change
<i>VOLUMES IN LIBRARY</i>			
Volumes Held Prior Year	9,709,144	9,861,988	1.57%
Volumes Added - Gross	158,740	159,658	1%
Volumes Withdrawn During Year	5,896	6,325	7%
Volumes Added - Net	152,844	153,333	0%
Total Volumes at End of Year	9,861,988	10,015,321	2%

	<i>Year</i>		<i>Percent</i>
	FY2002	FY2003	Change
<i>OTHER LIBRARY MATERIALS</i>			
Microform Units	9,069,875	9,148,575	1%
Pamphlets	1,062,504	1,205,158	13%
Cartographic Materials	648,338	652,834	1%
Graphic Materials	88,876	90,504	2%
Computer Files	9,534	10,629	11%
Film and Video Materials	13,175	16,143	23%
Music Scores	1,048,211	1,049,797	0%
Audio Materials	148,358	149,669	1%
Manuscripts and Archives (item equivalents)	412,996	406,898	-1%
Unprocessed Materials	517,007	1,073,356	108%
Total Other Materials	13,018,874	13,803,563	6%

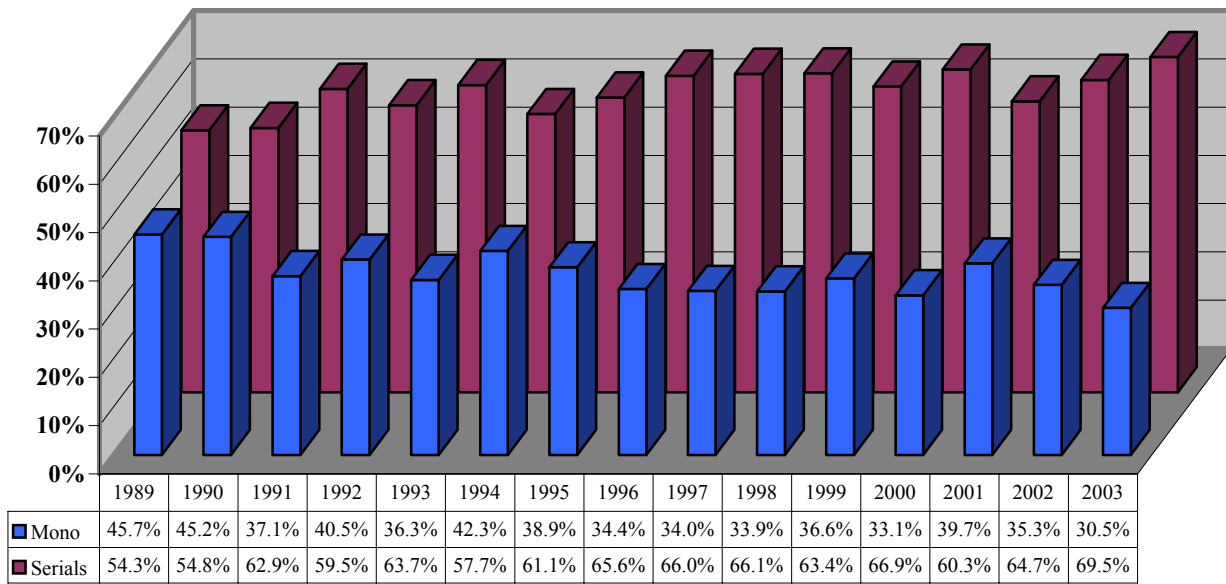
	<i>Year</i>		<i>Percent</i>
	FY2002	FY2003	Change
<i>TOTAL LIBRARY MATERIALS</i>	23,818,884	23,818,884	0.00%

	<i>Year</i>		<i>Percent</i>
	FY2002	FY2003	Change
<i>CURRENT SERIALS</i>	90,707	90,147	-1%

**UIUC LIBRARY: MATERIALS EXPENDITURES AS
A PERCENTAGE OF TOTAL EXPENDITURES
FY1989 - FY2003**



**UIUC LIBRARY: MONOGRAPHS & SERIALS
EXPENDITURE PERCENTAGES FY1989 - FY2003**



II. ACCESS SERVICES

	<i>Year</i>		<i>Percent</i>
	FY2002	FY2003	Change
<i>CIRCULATION</i>			
General	1,052,627	1,010,831	-4%
Reserves	236,323	U/A*	0%
Total Circulation	1,288,950	1,010,831	-22%

	<i>Year</i>		<i>Percent</i>
	FY2002	FY2003	Change
<i>RESOURCE SHARING</i>			
Loaned	92,763	66,599	-28%
Borrowed	91,494	72,511	-21%
Total Resource Sharing	184,257	139,110	-25%

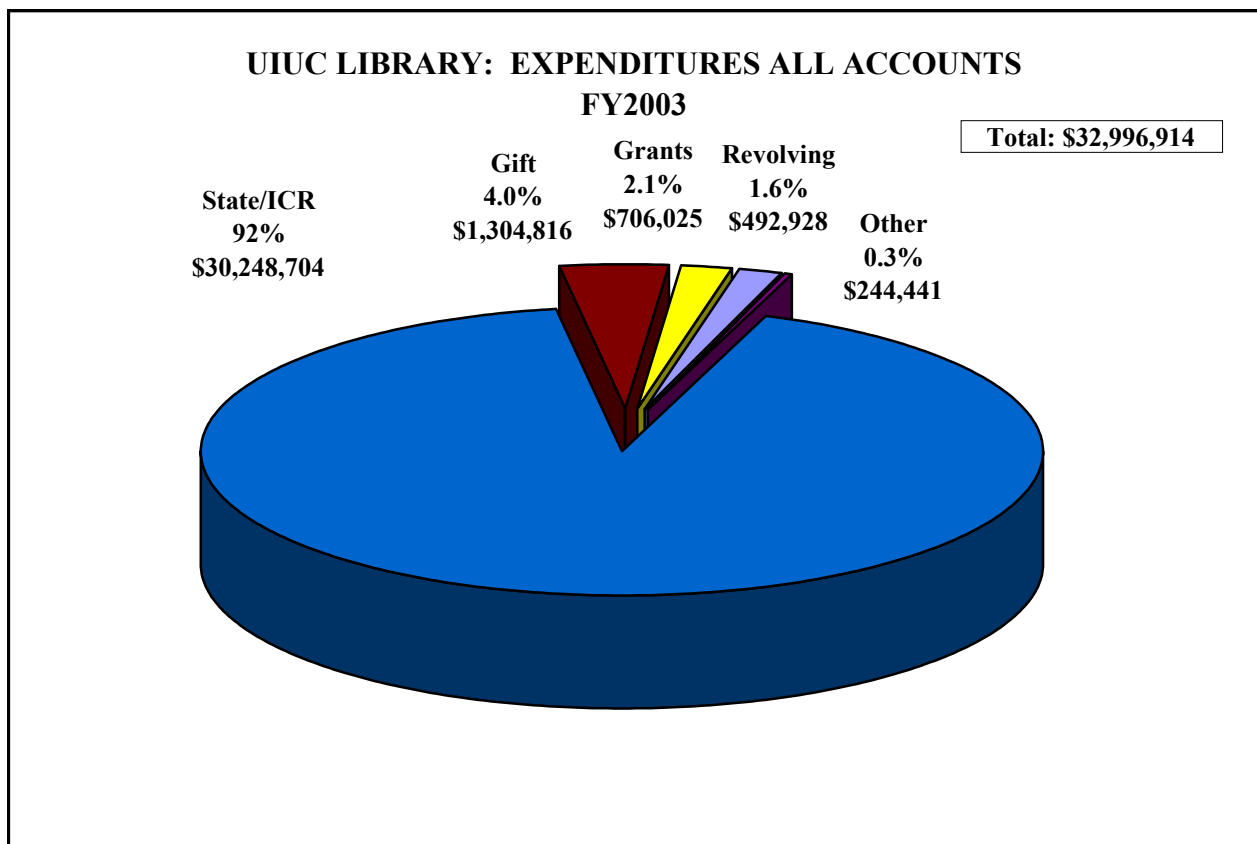
	<i>Year</i>		<i>Percent</i>
	FY2002	FY2003	Change
<i>REFERENCE</i>			
Questions Answered	245,322	248,227	1%

* Due to changes in Voyager, reserve statistics were not collected for FY03.

III. STAFFING

	<i>Year</i>		<i>Percent Change</i>
	FY2002	FY2003	
<i>STAFF</i>			
Professional	126	136	8%
Graduate Assistants	50	49	-2%
Support Staff	222	214	-4%
Student Assistants	124	132	6%
Total Staff	522.0	531.0	2%

IV. EXPENDITURES



IV. EXPENDITURES (continued)

	<i>Year</i>		<i>Percent</i>
	FY2002	FY2003	Change
<i>LIBRARY MATERIALS</i>			
Monographs	3,623,267	3,210,792	-11%
Current Serials	6,653,869	7,319,629	10%
Other Library Materials	188,683	48,928	-74%
Miscellaneous	1,164,932	1,400,632	20%
Total Library Materials Budget	\$ 11,630,751	\$ 11,979,981	3%

	<i>Year</i>		<i>Percent</i>
	FY2002	FY2003	Change
<i>Contract Binding</i>	247,217	228,636	-8%

	<i>Year</i>		<i>Percent</i>
	FY2002	FY2003	Change
<i>SALARIES AND WAGES</i>			
Professional Staff	8,606,144	9,335,364	8%
Support Staff	6,770,616	6,646,434	-2%
Student Assistants	1,529,265	1,609,918	5%
Total Salaries and Wages	\$ 16,906,025	\$ 17,591,716	4%

	<i>Year</i>		<i>Percent</i>
	FY2002	FY2003	Change
<i>OTHER OPERATING EXPENSES</i>	3,758,345	3,196,581	-15%

	<i>Year</i>		<i>Percent</i>
	FY2002	FY2003	Change
<i>TOTAL LIBRARY EXPENDITURES</i>	32,542,338	32,996,914	1%